



MONTREAL

American Society of Pediatric Hematology/Oncology 30th Annual Meeting

April 26–29, 2017 | Montréal, Québec, Canada

**The ASPHO Annual Meeting: Advancing knowledge, collaboration, and community.
Be at the forefront of the field with ASPHO.**





©Marc Cramer/Palais des congrès de Montréal



“ The best ASPHO meeting I have attended. Lots of clinically relevant information.”

—2016 Attendee

30TH ANNUAL MEETING HIGHLIGHTS

Come to ASPHO’s milestone 30th Annual Meeting in historic Montréal in Québec, Canada! The annual meeting takes place at the Palais des congrès de Montréal on April 26–29, 2017.

Be a part of the ASPHO Annual Meeting experience—connect with a vibrant and dedicated pediatric hematology/oncology community, attend outstanding education sessions, hear experts share discoveries and recommendations, and take advantage of professional development and certification opportunities.

Who attends the ASPHO Annual Meeting? Meeting sessions reflect the diversity of the profession and address issues that affect

- subspecialists from every sector of the pediatric hematology/oncology profession
- hospitalists, physician assistants, advanced nurse practitioners, and other advanced practice providers
- early career and mid-late career specialists from the United States and abroad.

Build your advanced knowledge with these conference highlights:

- Presidential Symposium on building resilience and preventing burnout
- Invited luminary speakers Georges Rivard, MD, and Nada Jabado, MD PhD
- Award presentations
- Two poster sessions
- Two Maintenance of Certification opportunities
- 24.25 AMA PRA Category 1 Credits™

DID YOU KNOW?


The 2016 ASPHO Annual Meeting had more than 900 attendees from 48 U.S. states and 29 countries!

New This Year!

- Two poster tours
- Vascular Anomalies Primer Course about the expanding role of pediatric hematology/oncology in the care and research of patients with vascular anomalies
- Session on ASPHO advocacy efforts
- Session on the use of social media relating to patient-provider relationships, transfer of information, and external work-personal relationships
- Session on interprofessional teams developed through a collaboration between ASPHO, the Hematology/Oncology Pharmacy Association, and the Association of Pediatric Hematology/Oncology Nurses
- Photo Booth

Celebrate 30 Years of the ASPHO Annual Meeting!

Take pride in how ASPHO’s annual meeting has grown over 30 years and become a flagship education conference for the pediatric hematology/oncology profession. Share your memories of past ASPHO annual meetings with us at info@aspho.org!



SCHEDULE AT A GLANCE

Wednesday, April 26

7:30-11:30 am

Vascular Anomalies Primer Course

7:45 am-8:30 pm

Pediatric Blood and Marrow Transplant Consortium Meeting (PBMTC) (Le Westin)

11-11:30 am

Vascular Anomalies Special Interest Group

11:30 am-1 pm

Corporate Lunch Symposium[†]

1-2:30 pm

George R. Buchanan Lectureship Award Presentation


Plenary Paper Session

2:45-4:15 pm

Concurrent Educational Sessions

4:45-5:20 pm

5:30-6:05 pm

Speed Mentoring 

4:45-6:15 pm

Global Special Interest Group

Diversity Special Interest Group

6:15-7 pm

International and First-Time Attendee Reception

7-8:30 pm

Division Directors' Meeting

7:15-8:45 pm

Corporate Forum Dinner Symposium[†]

Thursday, April 27

6:30-7:30 am

5K Fun Run/Walk

6:30-8 am

Non-CME Breakfast Symposium[†]

8-9:30 am

Concurrent Educational Sessions

9:45-11:15 am

St. Baldrick's Foundation Robert J. Arceci Innovation Award Announcement

Frank A. Oski Memorial Lectureship

Young Investigator Award Presentations 

11:30 am-12:20 pm

ASPHO Business Meeting

12:30-1:30 pm

Non-CME Lunch Symposium[†]

12:30-1:45 pm

Early-Career Roundtable Luncheon 

12:30-2 pm

Advanced Practice Providers Special Interest Group

2-3:30 pm

Concurrent Educational Sessions

3:45-4:45 pm

Concurrent Paper Sessions

5-6:30 pm

Concurrent Educational Sessions

6:30-7:30 pm

Author-Attended Poster Session A (odd-numbered posters)

6:30-8 pm

Grand Opening Reception with Exhibits and Posters

7:30-9 pm

Fellowship Program Directors' Meeting

8-9:30 pm

Corporate Forum Dinner Symposium[†]

Friday, April 28

7-8 am

Continental Breakfast in Exhibit Hall

7 am-2:45 pm

Exhibit Hall Open for Poster Viewing

7:30-8 am 

Odd-Numbered Poster Tour

8-9 am

Concurrent Paper Sessions

9:15-10:45 am

Concurrent Educational Sessions

10:45-11:15 am 

Even-Numbered Poster Tour

10:45-11:45 am

Break in Exhibit Hall

11:15-11:45 am

Education Theater

11:45 am-1:15 pm

Concurrent Educational Sessions

1:15-2:15 pm

Author-Attended Poster Session B (even-numbered posters)

1:15-2:45 pm

Lunch in Exhibit Hall with Exhibits and Posters

2-2:30 pm

Education Theater

2:45-4:15 pm

Concurrent Educational Sessions

4:30-6 pm

Presidential Symposium: Physician Sustain Thyself: Building Resilience to Prevent Burnout

6:15-7:15 pm

Distinguished Career Award Presentation and Reception

7:30-9 pm

Corporate Forum Dinner Symposium[†]

Saturday, April 29

7-8 am

Continental Breakfast

8-9:30 am

Concurrent Educational Sessions

9:45-11:15 am

Concurrent Paper Sessions with Luminary Investigators

11:30 am-1 pm

Palliative Care Special Interest Group

11:45 am-1:45 pm

Maintenance of Certification (MOC) Learning Session

[†]Seating is limited. Refer to www.aspho.org/corporatesymposia or page 19 for details.

 Early Career



Excellent meeting. The meeting felt very professional and well suited for practitioners.”

—2016 Attendee

Education Objectives

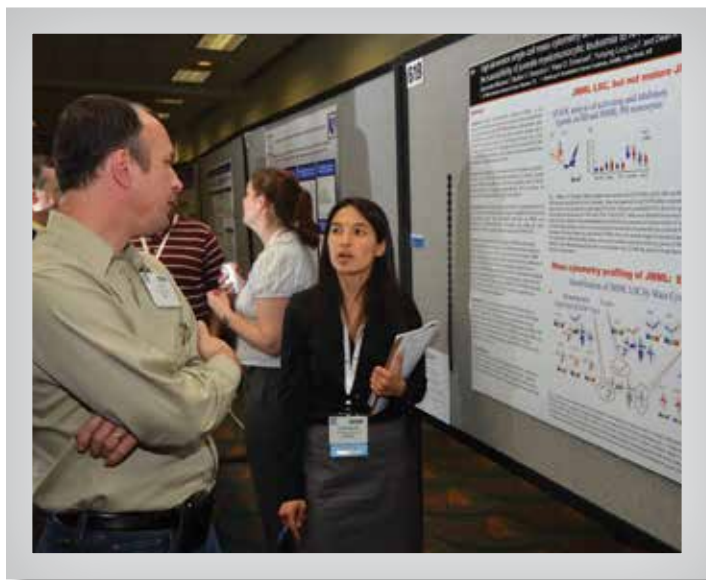
- Comprehend new information in pediatric hematology/oncology, including the latest in basic and clinical research.
- Apply knowledge gained in all areas of pediatric hematology/oncology investigation and practice.
- Assemble a network of professional colleagues with whom you can solve problems, share experiences, and provide mutual professional support.

Specifically, at the end of this meeting, we expect participants will be better able to

- **Bone marrow transplant:** *Discuss* the impact of MRI status of pre- and post-SCT in patients with T-cell ALL.
- **Cancer predisposition:** *Identify* cancers and other features associated with predisposition syndromes and the genes involved in these syndromes.
- **Pediatric thrombosis:** *Discuss* the challenges of design and implementation of clinical trials and recognize areas of active investigation in pediatric thrombosis.
- **Liver tumors:** *Define* prognostic factors and the current risk stratification system for pediatric patients with liver tumors and describe treatment recommendations, including surgical guidelines.
- **Inherited hematologic diseases:** *Discuss* the utility of next generation sequencing for FVIII and Factor IX genes. Describe the characteristics of patients with GATA2 mutations and summarize the role that PIK3CA plays in vascular anomalies and other overgrowth syndromes.
- **Palliative care:** *Enhance* the understanding and improve utilization of the concept of concurrent care. Discuss stress strategies for identifying and

referring patients to hospice and palliative care services.

- **Tumor microenvironment:** *Identify* mechanisms of T-cell activation and inhibition and discuss new therapeutic approaches of checkpoint blockade in pediatric cancers. Increase understanding of the mechanism of TGFB-1 inhibition by the innate immune response in neuroblastoma and new methods of circumvention.
- **Diversity:** *Increase* awareness of how cultural and racial differences affect health outcomes. Improve understanding of how our biases affect patient trust and outcomes and develop tools for improvement.
- **Platelets:** *Discuss* recent findings relevant to inherited platelet disorders, including history, clinicopathologic features, suggested diagnostic and therapeutic approaches, and molecular basis.
- **AYA sickle cell:** *Provide* management techniques for priapism, avascular necrosis, and chronic pain in patients with SCD.
- **Langerhans cell histiocytosis (LCH):** *Describe* the mutations and pathophysiology of LCH and learn about the targeted therapies available.
- **Opportunistic infections:** *Delineate* risk factors with both viral and fungal opportunistic infections in the immunocompromised patient and identify the safety and efficacy of antifungal and antiviral agents.
- **Pediatric Blood & Cancer:** *Discuss* the review process for a submitted manuscript and identify what reviewers and editors consider as they review manuscripts.



Continuing Medical Education Credit

The American Society of Pediatric Hematology/Oncology's 30th Annual Meeting will offer continuing medical education (CME) credit. Credit will be awarded for sessions attended and evaluated. A certificate will be issued upon receipt of the evaluation.

The American Society of Pediatric Hematology/Oncology is accredited by the Accreditation Council for Continuing Medical Education (ACCME) to provide continuing medical education for physicians.

The American Society of Pediatric Hematology/Oncology designates this live activity for a maximum of 24.25 *AMA PRA Category 1 Credits*[™]. Physicians should claim only the credit commensurate with the extent of their participation in the activity.

ASPHO offers its meeting evaluation online and registrants can access the evaluation by visiting www.aspho.org/annualmeeting. The online evaluation may be completed during the meeting or after attendees have returned home. Participants will receive their certificate immediately when they submit their evaluations online. We encourage all attendees to complete this evaluation regardless of whether they are seeking CME credits. For more information, visit www.aspho.org/annualmeeting or call 847.375.4716.

Disclosure


ASPHO requires that planners and presenters disclose the existence of any relevant financial or other relationship they and/or their spouse/partner have with the manufacturers of any commercial interest (defined as any entity producing, marketing, reselling, or distributing healthcare goods or services consumed by, or used on, patients) whose products or services relate to the topics presented. ASPHO also requires disclosure of the intent to discuss unlabeled or investigational use(s) of a commercial product. The Certification and Continuing Education Committee reviews potential conflicts of interest as submitted by planners and presenters and resolves such conflicts to ensure the content of the activity is aligned with the interests of the public.

Disclaimer

The material presented in this activity represents the opinion of the speakers and not necessarily the views of ASPHO.

Convenient Maintenance of Certification (MOC) Opportunities

ASPHO will offer two opportunities to obtain American Board of Pediatrics (ABP) Maintenance of Certification (MOC) Part 2 points:

1. Maintenance of Certification Learning Session on Saturday, April 29, at 11:45 am. At the conclusion of this popular session, participants can submit their answers to the ABP MOC for scoring to receive up to 10 MOC Part 2 points. The fee to attend is \$50, and advanced registration is required.
2. ASPHO will offer case-based, multiple-choice questions written by members of the Program Committee based on specific sessions at the annual meeting. Selected sessions have been identified by the symbol . When purchased, attendees will be able to access the questions online as part of the evaluation. After an overall score of 70% or more is achieved, each participant will receive 10 ABP MOC Part 2 points. Participants can have unlimited access to the multiple-choice questions for 1 year. The fee is \$50, and advanced registration is required.



“I thought the mid-career interactive workshop was very informative.”

“The early career sessions were amazingly helpful and so wonderful to learn from.”

“Great meeting. I come to ASPHO for CME and to enhance my knowledge, even though I am retired.”

—2016 Attendees

Thank you, ASPHO Program Committee

**Denise M. Adams, MD,
Chair**

Boston Children's Hospital
Boston, MA

**Donald L. Yee, MD MS,
Vice Chair**

Baylor College of Medicine
Houston, TX

**Daniel S. Wechsler, MD
PhD, Past Chair**

Duke University Medical
Center
Durham, NC

Patrick A. Brown, MD

Johns Hopkins Hospital
Baltimore, MD

Valerie I. Brown, MD PhD

Pennsylvania State University College
of Medicine
Hershey, PA

Karen E. Effinger, MD MS

Emory University/Children's
Healthcare of Atlanta
Atlanta, GA

Meret Henry, MD MS

Children's Hospital of Michigan
Detroit, MI

Nobuko Hijiya, MD

Ann and Robert H. Lurie Children's
Hospital of Chicago
Chicago, IL



**Lindsay Mize, MSN RN
CPNP**

Duke University Medical
Center
Durham, NC

Cindy E. Neunert, MD

Columbia University
New York, NY

Christopher C. Porter, MD

Emory University School
of Medicine
Atlanta, GA

Joshua D. Schiffman, MD

University of Utah
Salt Lake City, UT

Rochelle Maxwell, MD

Montefiore Medical Center
Mount Vernon, NY

Kate A. Mazur, MSN RN CPNP

Baylor College of Medicine
Houston, TX

Linda McAllister-Lucas, MD PhD

Children's Hospital of Pittsburgh
Pittsburgh, PA

Emily R. Meier, MD

Indiana Hemophilia and Thrombosis
Center
Indianapolis, IN

Clifford Takemoto, MD

Johns Hopkins Hospital
Baltimore, MD

Cameron Trenor, MD

Boston Children's Hospital
Boston, MA

Lisa Triche, MSN RN CPNP

MD Anderson Cancer Center
Houston, TX

**Julie An Talano, MD,
PBMT Liaison**

Medical College of Wisconsin
Milwaukee, WI

SAVE THE DATE!

ASPHO 2018 Annual Meeting

May 2–5, 2018 | David L. Lawrence Convention Center | Pittsburgh, PA





A LOOK BACK AT 30 YEARS OF ASPHO ANNUAL MEETINGS

THEN—ASPHO’s first independent meeting was in Chicago. Abstracts were solicited on one topic—the cause and classification of acute lymphocytic leukemia and aplastic anemia.

NOW—The ASPHO Annual Meeting is an established educational conference informing and connecting another generation of pediatric hematology/oncology professionals. Multiple topics are addressed by experts throughout the field.

A history of firsts:

The first...

- Distinguished Career Award was presented to Mila Pierce Rhoads, MD, in 1988
- Young Investigator Award was earned by Carolyn A. Felix, MD, in 1990
- Frank A. Oski Memorial Lectureship Award was bestowed upon George Dover, MD, in 2002

Popular Sessions Over the Years



Thank you to our members, past presidents, Board of Trustees, and all of the volunteers who have helped make the ASPHO Annual Meeting what it is today!

ASPHO THANKS OUR 2017 INDUSTRY RELATIONS COUNCIL

Executive Level



Associate Level



PEDIATRIC BLOOD AND MARROW TRANSPLANT CONSORTIUM EDUCATIONAL PROGRAM

The Pediatric Blood and Marrow Transplant Consortium (PBMTc) Educational Program will offer a 1-day program focused on pediatric bone marrow transplant (BMT) preceding the ASPHO Annual Meeting. The sessions will invigorate the field of pediatric BMT, encourage physicians to learn more about a rapidly advancing field, and enable pediatric hematology/oncology practitioners who do a small amount of pediatric BMT to attend a meeting to which they normally wouldn't have access.

To register for just the PBMTc program or for more meeting information, go to www.pbmtc.org. Contact Laura Hancock with any questions at lhancock@chla.usc.edu or 323.361.4506. Discounted registration is offered for those attending both the PBMTc and ASPHO meetings. See the registration form for details. The program will be held at Le Westin Montréal.

Wednesday, April 26

7:45–8 am
Introduction

8–9:30 am
(P01) Plenary Session I
New Frontiers in Natural Killer Cell-Based Therapy

Mitchell S. Cairo, MD (Moderator); Michael Verneris, MD;
Dean A. Lee, MD PhD

9:30–10:30 am
(P02) Plenary Session II
Novel Approaches to Juvenile Myelomonocytic Leukemia (JMML)

Sung Choi, MD (Moderator); Franco Locatelli, MD PhD;
Mignon Loh, MD

10:45 am–12:25 pm
(P03) Plenary Session III
Advances in Stem Cell Collection and Transfusion Medicine

Angela R. Smith, MD MS (Moderator); Paul Carpenter, MD;
Stefan Ciurea, MD; Rachel S. Bercovitz, MD MS; Sonata Jodele, MD

12:40–1:40 pm
(P04) Workshop I
**Complications in Bone Marrow Transplantation:
How Do I Treat?**

Julie An Talano, MD (Moderator); Nancy Kernan, MD

1:40–3:10 pm
(P05) Plenary Session IV
Unique Challenges in HSCT for Rare Nonmalignant Diseases

Andrew C. Dietz, MD MS (Moderator); Elizabeth Kang, MD;
Lauri M. Burroughs, MD

(P06) Nursing Plenary Session

Rita Secola, PhD RN FAAN CPON® (Moderator); David Margolies, MD

3:30–6 pm
(P07) Oral Abstract Presentations

6–6:30 pm
Reception and Poster Session

7–8:30 pm
Evening Dinner and Young Investigator Workshop—Speed Mentoring

Moderators: Julie An Talano, MD; Dean Lee, MD PhD

Advanced registration is required for the Young Investigator dinner. Contact Laura Hancock at lhancock@chla.usc.edu to sign up for this event.

PEDIATRIC BLOOD AND MARROW TRANSPLANT CONSORTIUM EDUCATIONAL PROGRAM

Planning Committee

Julie An Talano, MD, Chair
Children's Hospital of Wisconsin
Milwaukee, WI

Mitchell S. Cairo, MD
New York Medical College
Valhalla, NY

Sung Choi, MD
University of Michigan
Ann Arbor, MI

Andrew C. Dietz, MD MS
Children's Hospital Los Angeles, University of Southern
California
Los Angeles, CA

Michael Pulsipher, MD
Children's Hospital Los Angeles, University of Southern
California
Los Angeles, CA

Rita Secola, PhD RN FAAN CPON*
University of Southern California School of Nursing
Los Angeles, CA

Angela R. Smith, MD MS
University of Minnesota
Minneapolis, MN

Continuing Medical Education Credit

This activity has been planned and implemented in accordance with the accreditation requirements and policies of the Accreditation Council for Continuing Medical Education (ACCME) through the joint providership of the American Society of Pediatric Hematology/Oncology and Pediatric Blood and Marrow Transplant Consortium (PBMTC). The American Society of Pediatric Hematology/Oncology is accredited by the ACCME to provide continuing medical education for physicians. The American Society of Pediatric Hematology/Oncology designates this live activity for a maximum of 8 *AMA PRA Category 1 Credits*[™]. Physicians should claim only the credit commensurate with the extent of their participation in the activity.

Disclosure

ASPHO requires that planners and presenters disclose the existence of any relevant financial or other relationship they and/or their spouse/partner have with the manufacturers of any commercial interest (defined as any entity producing, marketing, reselling, or distributing healthcare goods or services consumed by, or used on, patients) whose products or services relate to the topics presented. ASPHO also requires disclosure of the intent to discuss unlabeled or investigational use(s) of a commercial product. The Certification and Continuing Education Committee reviews potential conflicts of interest as submitted by planners and presenters and resolves such conflicts so as to ensure the content of the activity is aligned with the interests of the public.

Disclaimer

The material presented in this activity represents the opinion of the speakers and not necessarily the views of ASPHO or PBMTC.

Education in Palliative and End-of-Life Care: Become an EPEC-Pediatrics Trainer

In Affiliation with ASPHO

April 29–30, 2017, Montréal, Québec, Canada

Please join us for this innovative training with the EPEC-Pediatrics curriculum offering state-of-the-art knowledge to provide excellent pain and palliative care to pediatric patients and their families. Funded by the National Cancer Institute and based on proven training methods, the program features a high-impact, train-the-trainer model that equips clinicians to educate interdisciplinary teams that care for children with cancer/hematological conditions and other serious illnesses about palliative care.

This training is designed for MDs and AP/NP pediatric specialists.

The curriculum includes

- training in the EPEC model of professional education, with an emphasis on learning how to teach
- 20 online modules
- 24 PowerPoint modules, trainer's guide, and film clips upon successful completion of the course.

Physicians: \$1,295; Fellows and other clinicians: \$895 | Contact: EPEC.Pediatrics@childrensmn.org | Registration: www.childrensmn.org/conferences

Wednesday, April 26

7:30–11:30 am**(PC01) Vascular Anomalies Primer Course** NEW!*Moderator: Ionela Iacobas, MD**Co-chairs: Cameron C. Trenor, MD; Francine Blei*

The Vascular Anomalies Special Interest Group was started in 2013, and consistently has seen participation by 10%–15% of annual meeting registrants. This field historically has been dominated by surgeons, interventional radiologists, and dermatologists. Because of recent successes in medical therapies led by pediatric hematology/oncology providers and the implementation of collaborative research programs, however, the role of the pediatric hematologist/oncologist in this field has become clear. There is an acute need for our community to acquire basic knowledge about the diagnosis and management of these conditions.

Advanced registration is recommended. The registration fee is \$25.

Supported in part by Vascular Anomalies patient support groups.

Introduction and Classification of Vascular Anomalies*Francine Blei, MD***Pathology and Genetics of Vascular Anomalies***Adrienne M. Hammill, MD PhD***Associated Syndromes***Cameron Trenor, MD***Visual Diagnosis Case Presentations***Julie Powell, MD***Interventional Management of Vascular Anomalies***Josee Dubois, MD***Surgical Management of Vascular Anomalies***Steven Fishman, MD***Medical Management of Vascular Anomalies***Denise M. Adams, MD***7:45 am–8:30 pm****Pediatric Blood and Marrow Transplant Consortium Meeting (PBMTTC) (Le Westin)****11–11:30 am****Vascular Anomalies Special Interest Group (VSIG)***Co-chairs: Francine Blei, MD; Cameron Trenor, MD*

The meeting will provide updates from the Research, Practice, and Education Committees' ongoing studies and brainstorm for new projects.

Advanced registration is recommended.

11:30 am–1 pm**Corporate Lunch Symposium**

Visit www.aspho.org/corporatesymposia for details and registration. Seating is limited.

1–2:30 pm**(SE01) George R. Buchanan Lectureship Award Presentation****(PS4001-4002) Plenary Paper Session****2:45–4:15 pm****(A1) Cancer Predispositions in Clinical Practice** *Moderator: Christopher C. Porter, MD*

Cancer predisposition syndromes are being diagnosed at increasing rates and new ones continue to be discovered. However, optimal counseling, testing, and management strategies are undefined. Pediatric oncologists should be knowledgeable about the presentation and genetics of cancer predisposition syndromes and the unique aspects of genetic counseling for children and families with cancer predisposition syndromes (as compared with adults) and be able to develop tumor surveillance strategies for children with cancer predisposition syndromes.

Cancer Predisposition and Kids: Genes, Family History, and Physical Exam*Joshua D. Schiffman, MD***Genetic Counseling for Children and Families with Cancer Predisposition Syndromes***Kami Wolfe Schneider, MS CGC***Tumor Surveillance Strategies***Garrett M. Brodeur, MD***(A2) Evidence and Equipoise in Pediatric Thrombosis—Updates from Randomized Controlled Trials** *Moderator: Cameron Trenor, MD*

Despite the increasing attention to thrombosis in children, most evidence guiding pediatric practice is taken from adult data and clinical experience. In recent years, randomized controlled trials dedicated to pediatric patients have begun to address major questions in thrombosis. This session will highlight areas of equipoise by reviewing these planned and open trials. Current studies are addressing length of anticoagulant therapy, prophylaxis in leukemia, catheter-related thrombosis, and thrombolysis versus anticoagulation for proximal deep vein thrombosis.

KIDS-DOTT—Updates from a Randomized Controlled Trial Studying Length of Anticoagulant Therapy in Pediatric Thrombosis*Neil A. Goldenberg, MD PhD***Updates from ACCL1333—Apixaban in Pediatric Acute Lymphoblastic Leukemia (ALL)***Sarah H. O'Brien, MD MSC***Catheter-Directed Thrombolysis vs Anticoagulation for Proximal Lower Extremity Thrombosis: The PHLO Study***Marilyn Manco-Johnson, MD*

Current Approaches to Clinical Trials in Catheter-Related Thrombosis in Children

Anjali Sharathkumar, MD MS

(A3) Playing on Our Strengths—Developing Interprofessional Teams in Pediatric Hematology-Oncology

Richard Tower, MD (Moderator); Brooke Bernhardt, PharmD MS BCOP; Kathleen Adlard, MN RN CNS CPON*

The care of pediatric hematology-oncology patients requires a diverse set of healthcare professionals. Interprofessional collaboration between these individuals improves coordination of care, communication, and patient safety. However, the how-to of interprofessional team development is only infrequently incorporated into health professional training programs. In this session, we will introduce tools for interprofessional team development and allow participants to practice collaborative communication using real-world scenarios. This experience will encourage using interprofessional teams in daily practice. A collaboration between APHON, ASPHO, and HOPA (see page 18)

4:45-5:20 pm or 5:30-6:05 pm

(SE02A/SE02B) Speed Mentoring

Moderator: Mona D. Shah, MD; Sherif Badawy, MD

Speed mentoring is a series of short, focused conversations with a mentor about specific questions. It is a relatively new session concept that focuses on quick-hit information for time-efficient networking. Fellows and recent graduates registering for this Speed Mentoring session will have the opportunity to meet one-on-one with up to three mentors for 10 minutes each. Mentees will be contacted before the session and will be required to submit a one-page document prior to arriving in Montréal that addresses the focus of the speed mentoring session's topic of interest (e.g., CV; abstract; specific aims of grant proposal; or preliminary data in the form of table, figure, poster draft, or design, etc.). Mentees should come prepared with two to three concrete questions to discuss for their chosen subject. Mentors will review mentees' documents ahead of time for meaningful insight and efficient engagement. Mentees will be randomly assigned to one of two sessions taking place at 4:45-5:20 pm and 5:30-6:05 pm.

Advanced registration is required.

4:45-6:15 pm

Global Special Interest Group (GSIG)

Co-chairs: Uma Athale, MD; Scott Howard, MD; Patrick McGann, MD MS; Andrea Orsey, MD

The mission of the GSIG is to improve the diagnosis, care, and outcomes for children with hematologic and oncologic

disease across the world through the development of training partnerships and collaborative research. Advanced registration is recommended.

Diversity Special Interest Group (DSIG) Does Increasing Workforce Diversity Improve Disparities in Care Delivery?

Co-chairs: Emily R. Meier, MD; Jacqueline N. Casillas, MD

Dr. Isaac Odame will discuss how lack of diversity of pediatric hematologists/oncologists have contributed to the lack of hematopoietic stem cell transplants (HSCT) performed to cure pediatric patients with sickle cell disease and other healthcare disparities. With this foundational knowledge, workshop attendees will further develop this year's workshop theme during the "Open Space" interactive networking sessions that follow.

Funding for the Diversity SIG workshop is provided by a grant (R13CA213938) from the National Cancer Institute. The views expressed in written conference materials or publications and by speakers and moderators do not necessarily reflect the official policies of the Department of Health and Human Services, nor does mention by trade names, commercial practices, or organizations imply endorsement by the U.S. government.

The DSIG provides a national networking forum for members who are interested in promoting diversity in the field of pediatric hematology/oncology. The DSIG also aims to support the advancement of all ASPHO members and the field by broadly increasing diversity and inclusiveness in the membership and leadership of ASPHO, as well as in the home institutions of members.

Advanced registration is recommended.

6:15-7 pm

(SE03) International and First-Time Attendee Reception

Advanced registration is required.

7-8:30 pm

Division Directors' Meeting (DDM)

Advanced registration is required.

7:15-8:45 pm

Corporate Forum Dinner Symposium

Visit www.aspho.org/corporatesymposia or page 19 for details and registration. Seating is limited.

POSTERS

- The 30th Annual Meeting will feature two author-attended poster sessions. Chosen from a large number of submissions, the posters represent the best innovations and research in the study and treatment of pediatric hematology/oncology.
- Poster abstracts selected for presentation at the annual meeting will be published online in a searchable PDF and in an electronic edition of *Pediatric Blood & Cancer*. This will allow registrants to plan their poster viewing in advance of the meeting. The abstracts are scheduled to be available in March. To search and view the abstracts, visit the ASPHO website at www.aspho.org/annualmeeting.

Thursday, April 27

6:30-7:30 am**5K Fun Run/Walk**

ASPHO is holding its fourth annual 5K Fun Run/Walk during the annual meeting. See page 22 for details.

6:30-8 am**Non-CME Breakfast Symposium**

Visit www.aspho.org/corporatesymposia or page 19 for details and registration. Seating is limited.

8-9:30 am**(B4) Providing Optimal Pediatric Palliative Care: Overcoming the Barriers** 

Moderator: Kate A. Mazur, MSN RN CPNP

Recognition of the importance of pediatric palliative care has grown; however, a gap still exists in the consistent delivery of multidisciplinary palliative care to patients receiving disease-directed therapy. With the Affordable Care Act, pediatric palliative and hospice care can be provided along with concurrent disease-directed therapy, but providers' lack of understanding of these services leads to inconsistent referral practices and confusion. This session addresses some of the common misunderstandings and aims to improve quality of care across the continuum.

Demystifying Concurrent Care

Tammy Kang, MD MSCE

Pediatric Palliative Care and Hospice Referrals: What Works and What Doesn't

Christina K. Ullrich, MD MPH FAAHPM

(B5) "When in Québec, Do What the Québécois Do..." (Part Deux)—It's All about Platelets! 

Moderator: Georges E. Rivard, MD

Recent research has identified the molecular basis for several inherited platelet disorders and confirmed the utility of various new antiplatelet agents. However, the low frequency of these disorders and the challenges of platelet function testing contribute to a gap between contemporary research findings and clinical practice. Clinicians must possess a working knowledge of recent developments in platelet disorders, platelet function testing, and antiplatelet agents to optimize patient care within this niche arena of pediatric hematology.

Introduction

Georges E. Rivard, MD

Recent Research Developments in Inherited Platelet Disorders


Walter H. Kahr, MD PhD FRCPC

Laboratory Testing for Platelet Function Disorders: An Update

Sara J. Israels, MD

Antiplatelet Agents in Children: Indications and Monitoring

Alan D. Michelson, MD

(B6) Allogeneic Hematopoietic Stem Cell Transplantation (HSCT) for Pediatric Patients with ALL in the Era of Tyrosine Kinase Inhibitors, Novel Immunotherapies, and "MRD Status" 

Moderator: Valerie I. Brown, MD PhD; Julie An Talano, MD; Meret Henry, MD MS

Allogeneic SCT can effectively treat patients with refractory/relapsed ALL. However, transplant-related morbidity/mortality and post-HSCT relapse remain significant limitations. With the advent of improved predictors of outcomes (e.g., MRD status) and innovative therapies such as targeted, biologically-relevant agents (e.g., BCR-ABL tyrosine kinase inhibitors) and immunotherapies (e.g., bispecific T-cell engagers and CAR-T cell therapy), the indications and timing of HSCT for this patient population are evolving rapidly. Thus, pediatric hematology/oncology providers need to understand how these novel therapeutic approaches and "MRD status" results are being integrated into SCT-based regimens.

MRD Status and Timing of SCT for Patients with ALL

Michael A. Pulsipher, MD

The Role of SCT for Patients with Ph+ ALL in the Era of BCR-ABL Tyrosine Kinase Inhibitors

Kirk R. Schultz, MD

The Timing of Immunotherapy and SCT for B-cell ALL

Stephan Grupp, MD PhD

9:45-11:15 am**(SE04) Award Presentations****St. Baldrick's Foundation Robert J. Arceci Innovation Award Announcement****Frank A. Oski Memorial Lectureship****(4003-04) Young Investigator Award Presentations** **11:30 am-12:20 pm****ASPHO Business Meeting****12:30-1:30 pm****Non-CME Lunch Symposium**

Visit www.aspho.org/corporatesymposia or page 19 for details and registration. Seating is limited.

12:30-1:45 pm**(SE05) Early-Career Roundtable Luncheon** 

Moderator: Vandy Black, MD MSc

Attendees will participate in discussion groups led by experts in defined areas of interest. The purpose of this luncheon is to provide early-career professionals a forum to discuss issues one-on-one with leaders in the field, ask questions related to career development in a small-group setting, and receive positive reinforcement regarding career goals specific to their interests.

One to two discussion leaders will be placed at each luncheon table, with the option for participants to switch tables for further discussion on a wide range of topics. Advanced registration is required.

Basic Science/Translational Research

Douglas K. Graham, MD PhD; Daniel S. Wechsler, MD PhD; Kathleen M. Sakamoto, MD PhD

Clinician Educator

Timothy P. Garrington, MD; Caroline A. Hastings, MD; Jennifer C. Kesselheim, MD MED

Clinical Research—Hematology

Jeffrey M. Lipton, MD PhD; George R. Buchanan, MD; Neil A. Goldenberg, MD PhD

Clinical Research—Oncology

Linda C. Stork, MD; William G. Woods, MD; Mark P. Atlas, MD; Patrick Leavey, MD; Patrick A. Brown, MD

Foreign Medical Graduates

Sarah R. Vaiselbuh, MD; Sinisa Dovat, MD PhD

Medical Students and Residents

Kimberly Whelan, MD MSPH; Thomas B. Russell, MD; Maria C. Velez, MD; Emily R. Meier, MD

12:30–2 pm

Advanced Practice Providers Special Interest Group (APP SIG)

Co-chairs: Kate Mazur, MSN RN CPNP; Lesley Arland, PA; Nicholette Breier-Adkins, MSN RN CPNP

The Advanced Practice Provider Special Interest Group is dedicated to providing a forum for the exchange of ideas and information among advanced practice providers (APPs) and for promotion of their role in the field of pediatric hematology and oncology. Our inaugural meeting in 2016 identified a strong need for enhanced educational opportunities for this population. At this year's meeting, results of a formal needs assessment will be reviewed, and specific educational programming will be developed for the coming year.

Advanced registration is recommended.

2–3:30 pm

(B7) Hemophilic Arthropathy, More than Meets the Eye: Advances in Early Disease Detection from Clinical Tools to Musculoskeletal Imaging

Moderator: Nihal Bakeer, MD

Arthropathy is the most common and serious chronic complication of hemophilia and early intervention is vital. Using an interactive review of actual cases, this workshop will address the existing challenges and future directions in the evaluation of hemophilic arthropathy. The panelists will review the current knowledge on clinical scoring tools, radiography, and MRI and provide the audience with recent data on the utility of point-of-care musculoskeletal ultrasound in the detection of early joint disease.

Hemophilic Arthropathy, More than Meets the Eye: Advances in Early Disease Detection from Clinical Tools to Musculoskeletal Imaging

Nihal Bakeer, MD

Hemophilic Arthropathy: A Comprehensive Approach

Cristina Tarango, MD

Point-Of-Care Musculoskeletal Ultrasound in Hemophilia: Will Sound Waves Replace or Complement Our Eyes?

Nihal Bakeer, MD

The Role of Magnetic Resonance Imaging (MRI) in Hemophilic Arthropathy: Who, When, Why?

Andrea Doria, MD PhD MSc

(B8) ZFNs, CrispR/Cas9, and TALENS—Oh My! Deciphering the Alphabet Soup of Nuclease-Based Genome Editing and Its Clinical Applications

Moderator: Valerie I. Brown, MD PhD; Daniel S. Wechsler, MD PhD

Novel gene therapy strategies have demonstrated preclinical and early clinical efficacy. However, their further development has been hampered by low integration frequency and the possibility of inappropriate integration into deleterious sites. Nuclease-based genome editing platforms (e.g., ZFNs, TALENS, and CrispR/Cas9) enable more precise, higher-efficiency repair of targeted genes. Because many pediatric hematology/oncology-related disorders could benefit from these approaches, pediatric hematology/oncology providers need to understand these technologies and their clinical applications, as well as recognize their limitations and ethical implications of integrating these techniques into clinical practice.

A Primer on the Basic Scientific Principles of Nuclease-Mediated Genome Editing

Mitchell Weiss, MD PhD

Therapeutic Genome Editing: Current and Future

Stuart Orkin, MD

Regulatory and Ethical Implications of Therapeutic Genome Editing

Bambi Grilley-Olson, PPh RAC CIP CCRC CCRP

(B9) Collaboration in the Treatment of Liver Tumors

Moderator: Howard M. Katzenstein, MD

Pediatric livers tumors are rare and collaboration is necessary to best treat these tumors. Partnerships with surgeons optimize therapy and international collaborations have led to the identification of new prognostic factors and biological characteristics. Many oncologists are unaware of the nuances of current risk stratification and treatment procedures of these tumors. This session will update oncologists on the treatment, staging, and risk stratification of liver tumors and discuss a new online international consultation service.

Updates on Liver Tumors from the Children's Oncology Group

Howard M. Katzenstein, MD

New Prognostic Factors and the Impact of International Therapeutic Strategies
Marcio Malogolowkin, MD

Surgical Decisions Based upon PRETEXT Staging
Rebecka L. Meyers, MD

International Collaborations: PHITT (Pediatric Hepatic Malignancy International Therapeutic Trial-AHEP1531) and the International Online Consult Service
Allison O'Neill, MD

3:45-4:45 pm
(PS4005-12) Concurrent Paper Sessions

5-6:30 pm
(B10) Beyond Antibodies and CAR T Cells: Challenges and Opportunities in Manipulating the Pediatric Cancer Immunome

Moderator: Timothy P. Cripe, MD PhD
The emerging successes of antibodies and cellular therapies highlight the power of the immune system. The immunologic landscape of cancer also involves numerous innate and adaptive immune mechanisms such as tumor-associated macrophages, NK cells, and T-cell checkpoints that are emerging as bone fide cancer biomarkers and therapeutic targets. We will discuss and review pediatric perspectives on these emerging mechanisms' roles, giving the participants practical knowledge for studying and deploying the next generation of cancer immunotherapies.

Team Building with New Players in Cancer Therapy: Oncolytic HSV, TAM, PD1, CAR T
Timothy P. Cripe, MD PhD

Targeting Tumor-Associated Macrophages to Enhance Effectiveness of Immune Checkpoint and Other Immunotherapies
Shahab Asgharzadeh, MD

Integrating Combined Immunotherapy Strategies into Comprehensive Cancer Therapy: Harnessing Innate and Adaptive Immunity
Paul M. Sondel, MD PhD

Harnessing the Power of the Immune System: CARs Are Only the Beginning
David Barrett, MD PhD

(B11) Blood Clots in Sick Kids: A Critical Mini-Review of Venous Thromboembolism in Selected High-Risk Pediatric Populations

Moderator: Riten Kumar, MD MSC
Venous thromboembolism (VTE) increasingly is being recognized in children, often as a complication of complex medical conditions, such as congenital heart disease, nephrotic syndrome, inflammatory bowel disease, sickle cell anemia, etc. Up front management, the duration of therapy, and the role of thromboprophylaxis in these high-risk cohorts may be nuanced. This interactive case-based session will equip participants with up-to-date, evidence-based knowledge on the epidemiology, clinical presentation, and management of VTE in selected high-risk populations, using a focused mini-review approach.

Thrombosis in Sickle Cell Anemia
Riten Kumar, MD MSC

Thrombosis in Nephrotic Syndrome
Bryce A. Kerlin, MD

Thrombosis in Inflammatory Bowel Disease
Anthony K. C. Chan, MBBS FRCPC

Thrombosis in Single Ventricle Physiology
Yaser Diab, MBBS

(B12) It's Not Just About Diversity: Improving the Outcomes for All by Moving Toward Equity

Moderator: Stephen C. Nelson, MD
Racial healthcare inequity is most certainly a multifactorial problem. Barriers to healthcare equity include the healthcare system (insurance, funding, whiteness, social determinants), the patient (poor health literacy, fear, mistrust), the community (awareness, advocacy), and healthcare providers (unconscious bias, attitudes, racism, stereotyping). We need to increase our awareness of these issues and how they negatively impact our patients of color. We, as medical care providers, potentially have the greatest power to address our biases to help close the gap for our underrepresented and marginalized families.

Race as an Independent Factor in Health Outcomes—How Implicit Bias Affects Care
Stephen C. Nelson, MD

An International Perspective on Healthcare Access and Disparities
Isaac Odame, MD

• • • SPECIAL INTEREST GROUPS • • •

• ASPHO's special interest groups (SIGs) host workshops at the annual meeting, giving member and nonmember attendees an additional interactive forum to address specific issues and develop extended resource bases. SIGs are active throughout the year. Participation is open to all ASPHO members.

• Learn more about SIG objectives and goals at <http://aspho.org/membership/sigs>.

EDUCATIONAL PROGRAM

Thursday, April 27–Friday, April 28

The Importance of Diversity Among Healthcare Providers to Improve Racial Disparities in Health Outcomes

Jacqueline Casillas, MD MSHS

6:30–7:30 pm

Author-Attended Poster Session A

Odd-numbered posters

6:30–8 pm

(SE06) Grand Opening Reception with Exhibits and Posters

Friday, April 28

7–8 am

Continental Breakfast in Exhibit Hall

7 am–2:45 pm

Exhibit Hall Open for Poster Viewing

7:30–8 am

Odd-Numbered Poster Tour **NEW!**

This year, ASPHO will provide two poster tours during exhibit hours. The Program Committee will select five highly ranked posters and provide a 30-minute tour for all interested attendees. Authors of these selected posters will have the opportunity to provide a brief overview of their research, and attendees will be able to ask questions. No sign-up is needed. Don't miss the opportunity to receive a quick overview of top-rated abstracts.

8–9 am

(PS4013-20) Concurrent Paper Sessions

9:15–10:45 am

(C13) Social Media: The Good, the Bad, and Beyond

Moderator: Mona D. Shah, MD; Vandy Black, MD MSc; Dominder Kaur, MD

Understanding the benefits of social media can be an invaluable asset to a post-doctoral clinical fellow becoming a junior faculty member or to a senior level educator in engaging a younger audience. However, it also is important to be cognizant of the legal/ethical considerations when discussing/using social media in the context of the patient-provider relationship, the transfer of information between providers, and how it may blend into external work-personal relationships. This session will enable honest dialogue using small-group discussions and a series of case vignettes. The moderators will emphasize strengths of and obstacles to overcome when engaging with social media.

(C14) Sickle Cell Disease in the AYA Population: Management Challenges for the Pediatric Hematologist

Moderator: Lindsay Mize, MSN RN CPNP; Emily R. Meier, MD MSHS

Survival of children with sickle cell disease (SCD) has improved over the past 30 to 40 years thanks to early identification of affected infants through newborn screening, early institution of penicillin prophylaxis, and family education. Despite the increased utilization of hydroxyurea in childhood, end organ damage continues to occur, resulting in morbidity and decreased quality of life as patients age. Pediatric

7:30–9 pm

Fellowship Program Directors' Meeting (PDD)

Advance registration is required.

8–9:30 pm

Corporate Forum Dinner Symposium

Visit www.aspho.org/corporatesymposia for details and registration. Seating is limited.

hematologists often lack experience caring for chronic problems that more commonly are associated with adult patients, despite taking care of the adolescent and young adult (AYA) population. This session will address three common AYA SCD-related issues.

Priapism

Serge Carrier, MD

Novel Mechanisms of Chronic Pain in Sickle Cell Disease

Amanda Brandow, DO MS

Reproductive Issues for People Living with SCD

Kimberly Smith-Whitley, MD

(C15) Molecularly Defined Rare Pediatric Sarcomas: An Update for the General Oncologist

Moderator: Rajkumar Venkatramani, MD MRCPCH MS

As a result of rapid advances in molecular diagnostic techniques, soft tissue sarcomas increasingly have been classified on the basis of underlying molecular alterations. This workshop will focus on three molecularly defined pediatric sarcomas and update the audience on latest advances in diagnosis and management of these tumors. We will present examples of some early successes in targeted therapy. After this session, attendees will have a better understanding of the principals of managing these tumors.

Alveolar Soft Part Sarcoma

Rajkumar Venkatramani, MD MRCPCH MS

Infantile Fibrosarcoma

Noah Federman, MD

Undifferentiated Round Cell Sarcoma with CIC-DUX4 and BCOR Gene Abnormalities

Cristina Antonescu, MD

10:45-11:15 am**Even-Numbered Poster Tour** NEW!

This year, ASPHO will provide two poster tours during exhibit hours. The Program Committee will select five highly ranked posters and provide a 30-minute tour for all interested attendees. Authors of these selected posters will have the opportunity to provide a brief overview of their research, and attendees will be able to ask questions. No sign-up is needed. Don't miss the opportunity to receive a quick overview of top-rated abstracts.

10:45-11:45 am**Break in Exhibit Hall****11:15-11:45 am****Education Theater**

See page 19 for details.

11:45 am-1:15 pm**(C16) Mechanisms of Tumor Microenvironment Immune-Mediated Resistance and Methods of Therapeutic Circumvention** 

Moderator: Mitchell S. Cairo, MD

The tumor microenvironment recently has been identified to regulate the immune response to a variety of malignancies. A number of mechanisms including T-cell checkpoint blockade, TGFB-1 inhibition, and receptor downregulation have been identified as key components of suppressing immune responses to a number of malignancies. Pediatric oncologists and mentees in training have limited information regarding the mechanisms, pathophysiology, and methods of circumvention of immunosuppression by the tumor microenvironment.

Regulation of T-Cell Mediated Tumor Immunology by Checkpoint Blockade

Mitchell S. Cairo, MD

The Role of TGFB-1 in Immune Suppression of Neuroblastoma

Robert C. Seeger, MD MS

Resistance to Immunotherapy in Childhood Acute Lymphoblastic Leukemia: Mechanisms and Strategies to Overcome

Patrick A. Brown, MD

(C17) Behind the Scenes at *Pediatric Blood & Cancer*: Everything You Always Wanted to Know About Getting Published

Moderator: Daniel S. Wechsler, MD PhD

Although scientific publication is a critical component of academic medicine and is essential for career advancement, there is little formal instruction on how the publication process actually works. Peter E. Newburger, MD, and Thomas Gross, MD PhD, the editors of *Pediatric Blood & Cancer*, the premier journal in our field, will provide their insights into the editorial and review process to help trainees and junior faculty enhance the likelihood of successfully getting published.

Tips on Navigating the Review Process from a Reviewer's Perspective

Peter E. Newburger, MD; Thomas Gross, MD PhD

(C18) New Insights in Inherited Hematologic Diseases 

Moderator: Clifford Takemoto, MD

Advances in technologies to DNA sequencing have aided the discovery of the genetic basis for many inherited hematologic diseases. In addition, detailed genotype/phenotype mapping of known genes is feasible for clinical outcomes. Pediatric hematologists/oncologists may not have the most recent information regarding genes that cause inherited myelodysplastic syndrome or vascular malformations. In addition, they may not have current knowledge of the genotype/phenotype information that is being studied in hemophilia A and B.

New genetic information is accumulating at a rapid pace. How genetic information about well-characterized conditions such as hemophilia may impact clinical phenotypes will be of value to practitioners. For patients with bone marrow failure, providers' knowledge of the genetic basis may impact prognosis and treatment approach. The genetics of vascular malformations is a rapidly advancing field and an understanding of mutations in signaling pathways can lead to pharmacologic strategies for treatment.

New Insights in Congenital Hematologic Diseases

Steven M. Holland, MD

My Life, Our Future Project

Jill M. Johnsen, MD

Genetic Discovery in Vascular Anomalies: Progress in Diagnosis and Treatment for the Future

Matthew Warman, MD

1:15-2:15 pm**Author-Attended Poster Session B**

Even-numbered posters

1:15-2:45 pm**(SE07) Lunch in Exhibit Hall Exhibits and Posters****2-2:30 pm****Education Theater**

See page 19 for details.

2:35 pm**Passport Prizes Announced****2:45-4:15 pm****(C19) Changing Workforce of Pediatric Hematology/Oncology**

Moderators: Jeffrey Hord, MD; Patrick Leavey, MD; Alan S. Wayne, MD

Pediatric hematologists/oncologists and ASPHO see that the pediatric hematology/oncology workforce is changing. In 2015, based on data collected by the ASPHO Practice Committee and the Workforce Task Force, ASPHO formed the Workforce Strategy Advisory Group to synthesize data and share

this information with the field. In this session, speakers will summarize the findings of that group.

(C20) New Diagnostic and Therapeutic Approaches of Opportunistic (Viral/Fungal) Infections in the Pediatric Cancer Patient

Moderator: Mitchell S. Cairo, MD

Pediatric cancer patients are at high risk for developing opportunistic viral and fungal systemic infections. Recent advances have been made in identifying the risk factors as well as new antiviral and antifungal antibodies and genetically re-engineered immune cells to treat these high-risk opportunistic viral and fungal systemic infections. Pediatric hematologists/oncologists and mentees in training have limited information on the risk factors of and uses for new antimicrobial drugs and genetically re-engineered immune cells to treat these infections.

Overview and Risk Factors of Opportunistic Infection in the Pediatric Cancer Patient

Nobuko Hijya, MD

New Therapeutic Approaches in Systemic Fungal Infections

Lillian Sung, MD PhD

Diagnosis and Potential Treatment of Respiratory Viruses in the Immunocompromised Host

Janet Englund, MD

Multiviral Cytotoxic T-Lymphocytes in the Treatment of Systemic Viral Infections

Catherine Bollard, MD MBChB

(C21) New Mutations and Targeted Therapies in Langerhans Cell Histiocytosis (LCH)

Moderator: Ashish Kumar, MD PhD

Recent discoveries have revolutionized our understanding of the pathogenesis of LCH and related histiocytic diseases and opened up avenues for targeted therapies. However, we have limited data on the safety and efficacy of these newer targeted therapies in children with LCH. The decision on when and how to utilize which agent is a complex one. The goals of this workshop are to review (1) the results of mutational

studies and the pathophysiology of LCH, (2) available targeted therapies and the preliminary efficacy results, and (3) treatment algorithms for refractory/recurrent disease, including second- and third-line chemotherapy agents and targeted therapies.

When and How to Use Targeted Therapies in Children with Histiocytosis

James A. Whitlock, MD

Targeted Therapies in Histiocytic Disorders: Current Experience in Adults

Julien Haroche, MD

BRAF Mutation in CNS LCH: No Brainer for Targeted Therapy

Kenneth McClain, MD PhD

4:30–6 pm

(C22) Presidential Symposium: Physician, Sustain Thyself: Building Resilience to Prevent Burnout in a Complex World

Introduction: Amy L. Billett, MD

Moderator: John D. Mahan, MD

Physician burnout is a complex issue within the pediatric hematology/oncology workforce that can affect patient care, professionalism, physician care and safety, and the healthcare system. A growing body of evidence shows successes using multiple strategies, both personal and organizational, to build physician resilience to prevent and/or decrease burnout. This session will incorporate audience self-assessment, a didactic presentation, and a panel discussion to provide attendees with the tools needed to prevent and decrease burnout, promote personal resilience, and maintain a healthy environment for healthcare providers and their patients.

6:15–7:15 pm

Distinguished Career Award Presentation and Reception

7:30–9 pm

Corporate Forum Dinner Symposium

Visit www.aspho.org/corporatesymposia for details and registration. Seating is limited.

Saturday, April 29

7–8 am

Continental Breakfast

8–9:30 am

(D23) Practicing Precision in Pediatric Oncology: Three Perspectives

Moderator: Susan I. Vear, MD

“Precision medicine” is a broad term which, in pediatric oncology, can be applied to everything from cancer diagnosis to treatment. As our understanding of the genomics of cancer development and treatment progresses, the challenge for the clinical provider is how to translate new data to patient care. This workshop provides an overview of this challenge and three perspectives on how to use the latest discoveries to make pediatric oncology a more precise practice.

Challenges and Strategies in Bringing Precision Medicine to Pediatric Oncology Practice

Susan I. Vear

Applying Large N Data to Small N: Using Population Genetics for Clinical Care

Lara Sucheston-Campbell, PhD

Cancer Genomics in Pediatric Oncology Practice

Katherine A. Janeway, MD MMSc

Secondary Findings in Genomic Testing for Pediatric Oncology: Strategies for Interpretation and Management

Kami Wolf Schneider, MS CGC

(D24) What's Happening in DC? A Look at ASPHO Advocacy Efforts

Moderator: Jordan Wildermuth, MSW; Natasha Frederick, MD MPH

ASPHO's strategic plan states that ASPHO will be recognized by the global pediatric hematology/oncology community as advocating for pediatric hematology/oncology. The Board of Trustees has invested resources into revamping the Advocacy Committee, developing ASPHO's advocacy priorities, and hiring staff to move ASPHO's advocacy agenda forward. Attendees will understand the impact of policies affecting patients and the profession and how to engage in the advocacy process.

(D25) Critical Care of the Immunocompromised Pediatric Hematology/Oncology Patient

Moderator: Christine N. Duncan, MD MMSC; Julie An Talano, MD

Immunocompromised hematology or oncology patients often require critical care intervention because of their underlying disease or complications of therapy. The outcome for these patients has improved in recent years, but remains unacceptably low. In this workshop, we will discuss and debate changes in the critical care management of hematology, oncology, and hematopoietic cell transplant patients that may have led to improved survival. Topics will include the timing of critical care intervention, use of ECMO, non-invasive ventilation, and fluid management strategies.

Clinical Outcomes of Pediatric Hematology/Oncology Patients

Christine N. Duncan, MD MMSC

Ventilatory Management Strategies

Jennifer McArthur, MD

Use of ECMO

Heidi J. Dalton, MD

9:45-11:15 am (PS4021-28) Concurrent Paper Sessions with Luminary Investigators

Understanding Bleeding Disorders: A First Step in Treating Them

Georges Rivard, MD

Pediatric High-Grade Brain Tumors: A Tale of a Histone Tail

Nada Jabado, MD PhD

11:30 am-1 pm

Palliative Care Special Interest Group (PSIG)

Co-chairs: Justin Baker, MD; Emma Jones, MD; Karen Moody, MD

How I Treat...a Palliative Oncology Subspecialty Panel

Common issues related to the integration of palliative care into pediatric oncology will be addressed by pioneers and experts in the field.

The mission of the Palliative Care SIG is to accelerate the availability of high-quality palliative care to pediatric oncology patients across the country.

Advanced registration is recommended.

11:45 am-1:45 pm

(MOCS) Maintenance of Certification (MOC) Learning Session

Glen Lew, MD (moderator); ZoAnn Dreyer, MD; Karen Effinger, MD MS; Emily R. Meier, MD; Sarah O'Brien, MD MSc; Michael A. Pulsipher, MD; Elizabeth Raetz, MD; Zora Rogers, MD; Sheila Weitzman, MD BCh FCP (SA) FRCP; Naomi Winick, MD

The MOC learning session will feature an American Board of Pediatrics (ABP) Lifelong Learning and Self-Assessment Module. It is intended not only for those who are enrolled in the MOC process and would like to earn MOC activity points, but also for anyone wishing for a broad review of recent literature relevant to pediatric hematology/oncology. The session will be conducted in an interactive group setting led by authors or experts in their fields.

The session will cover multiple-choice questions in the 2017 Pediatric Hematology-Oncology Self-Assessment. Please bring your laptop to enter the answers to each question during the session.

At the completion of this session, those enrolled in the ABP MOC program will submit their answers to the online module for scoring to receive 10 MOC Part 2 points and 3 AMA PRA Category 1 Credits™. Enrolled participants can access the module(s) online from the ABP website at www.abp.org. For additional information about ABP's MOC program requirements, visit www.abp.org or call the ABP Contact Center at 919.929.0461. Please note that this is not a Board review activity; the workshop is designed to facilitate completion of ABP's Lifelong Learning and Self-Assessment MOC requirement.

Advanced registration is required. The registration fee is \$50.

• • • INTERDISCIPLINARY COLLABORATION • • •

- Teamwork is a critical part of an effective workplace, especially when managing children's health. That is why three national healthcare organizations collaborated on education to promote the importance of effective interprofessional teams.
- Join facilitators from the Association of Pediatric Hematology/Oncology Nurses, the Hematology/Oncology Pharmacy Association, and ASPHO in this interactive session to improve coordination of care, communication, and patient safety in your workplace. Funded by an educational grant from Jazz Pharmaceuticals. See more on page 11.



CME & NON-CME CORPORATE FORUM SYMPOSIA

Independently sponsored corporate forum symposia are offered in conjunction with the ASPHO 30th Annual Meeting. The programs have been reviewed and approved by the 2017 ASPHO Program Committee to ensure they are relevant to the audience and do not duplicate the official ASPHO Annual Meeting program. These satellite symposia are open to 2017 Annual Meeting registrants at no additional charge, though advance registration is required. Seating is limited and available to those responding on a first-come, first-served basis. See the registration details for each symposium on the ASPHO website.

Wednesday, April 26

11:30 am-1 pm

Non-CME Lunch

ALSF Grants Throughout Your Career: Illustrations from Immunology

Learn about grants Alex's Lemonade Stand Foundation (ALSF) funds across the career of a researcher and the innovative research being done with these grants in immunotherapy. ALSF's partnership with Northwestern Mutual, a financial services corporation, has contributed to the funding of 650 projects in 122 institutions in the United States and Canada. Supported by Northwestern Mutual Foundation and Alex's Lemonade Stand Foundation.

7:15-8:45 pm

CME Dinner

Thalassemia and Sickle Cell Management: Clinical Conundrums and Interventions

Thalassemia, once a rarity in the United States, is increasingly encountered in clinical practice due to shifts in immigration. This CME-certified symposium will address the selection of individualized treatment strategies for patients with thalassemia and sickle cell thalassemia. The first part of the activity will focus on optimal transfusion and chelation, with a discussion on bone marrow transplant and gene therapy for thalassemia. The second part will focus on fetal hemoglobin induction and new therapies as they relate to sickle cell thalassemia. We will be using a combination of case presentations, discussions, and audience participation. This symposium is supported by an educational grant from ApoPharma.

Thursday, April 27

6:30-8 am

Non-CME Breakfast

Plasminogen: An Overlooked Protein Leading to Multiple Rare Diseases

This symposium will review clinical and diagnostic challenges, historical treatment approaches, and recent case experience treating congenital plasminogen deficiency with a novel, purified plasminogen therapy. The future availability of purified plasminogen may provide important therapeutic options in pediatric hematology. Supported by ProMetic Life Sciences Inc.

EDUCATION THEATER

Friday, April 28

11:15-11:45 am

Evolution of T-Cell-Based Immunotherapy for the Treatment of Cancer

Supported by Amgen

2-2:30 pm

Routine Transfusion Experience in Pediatric Patients Using Pathogen-Reduced Platelets

Supported by Cerus Corporation

EXHIBIT SCHEDULE

Thursday, April 27

6:30-8 pm

Grand Opening Reception with Exhibits and Posters

Friday, April 28

7 am-2:45 pm

Exhibit Hall Hours

7-8 am

Break in Exhibit Hall

1:15-2:45 pm

Lunch in Exhibit Hall

2:35 pm

Passport Prizes Will Be Announced

New in the Exhibit Hall

ASPHO Photo Booth

Have your picture taken with colleagues in front of a photo of Montréal.

2017 Exhibitors (partial list)

- Alex's Lemonade Stand Foundation
- ApoPharma
- Bayer
- Cerus Corporation
- Children's Health
- Children's National Health System
- Cincinnati Children's
- Cook Children's Health Care System
- Dana-Farber/Boston Children's Cancer and Blood Disorders Center
- Grifols USA
- Histiocyte Society
- Jazz Pharmaceuticals Inc.
- Karger Publishers
- Novartis
- Platelet Disorder Support Association
- Rare Disease Therapeutics
- Seattle Cancer Care Alliance
- St. Jude Children's Research Hospital
- Texas Children's Hospital

Visit participating exhibitors to win raffle prizes.

ASPHO THANKS THE ANNUAL MEETING SPONSORS

Silver



Bronze





© Tourisme Montréal



© Claude Cormier Ass.



TRAVEL INFORMATION

Meeting Location

Palais des congrès de Montréal

1001 Place Jean-Paul-Riopelle
Montréal, Québec H2Z 1H2, Canada

Housing Locations

Le Westin Montréal

270 Saint-Antoine Ouest
Montréal, Québec H2Y 0A3, Canada
Tel: 514.380.3333

Online reservations: www.aspho.org/annualmeeting

Phone reservations: 866.837.4262

Rate: \$239 CAD, single/double, plus applicable taxes

Special rate cutoff date: March 27, 2017

InterContinental Montréal

360, Saint-Antoine Ouest
Montréal, Québec H2Y 3X4, Canada
Tel: 514.987.9900

Online reservations: www.aspho.org/annualmeeting

Phone reservations: 800.361.3600

Rate: \$239 CAD, single/double, plus applicable taxes

Special rate cutoff date: March 27, 2017

Please visit aspho.org for more hotel information.

Transportation

For information regarding airline discounts and ground transportation, please visit www.aspho.org/annualmeeting.

Renew Your Passport

Make sure your U.S. passport is valid by checking with the U.S. Department of State. Your passport needs to have at least one blank page for an entry stamp. U.S. citizens must use a U.S. passport to leave and come back to the United States. Canadian law requires that all persons entering Canada carry proof of citizenship and proof of identity. A valid U.S. passport, passport card, or NEXUS card satisfies both of these requirements for U.S. citizens. Learn more at: <https://travel.state.gov/content/passports/en/go/checklist.html>
<https://travel.state.gov/content/passports/en/country/canada.html>



About Montréal

Montréal has an extensive “underground city” with more than 20 miles of pedestrian walkways, indoor areas, and tunnels. You can access much of the city this way, including eight subway stations; five train stations and terminals; 63 buildings; nine major hotels; 2,000 businesses; 37 cinemas, theaters, and exhibition halls; 10 university buildings; and more.

Located in the Heart of Montréal’s Great Neighborhoods

The Palais des congrès is only a few steps away from the city’s most popular sectors—including the business district, Chinatown, Old Montréal, and the Quartier des spectacles—and is also near many boutiques, theaters, and museums.

A Mall in the Heart of the Palais

Visitors conveniently can shop and eat at a variety of stores and restaurants right on the premises of the Palais. Located on Level 1, the Galeries du Palais shopping promenade is home to some 20 merchants, including several cafés and restaurants, clothing boutiques, a flower shop, a travel agency, a convenience store, a car rental agency, and an art gallery.

MONTREAL FOOD FACTS:

- A popular local snack is poutine (French fries with cheese curds topped with gravy).
- What others call “pastrami,” Montréalers call “smoked meat.” Montréal is known for its delicious smoked meat sandwiches.

FUN FACT!

Montréal is situated on a boomerang-shaped island in the St. Lawrence River. With a population of 1,861,900 inhabitants, it is the most populous island in Canada, and surpasses Manhattan Island in New York City.



Early Bird Savings

Register by **March 20, 2017**, to save **\$100!**

Both members and nonmembers can take advantage of early bird savings.

Four easy ways to register!

1. **Call** 847.375.4716 between 8 am and 6 pm CST Monday through Friday.
2. **Visit** www.aspho.org/annualmeeting.
3. **Fax** 866.585.0477.
4. **Mail** ASPHO Meeting, 8735 W. Higgins Road, Suite 300, Chicago, IL 60631, Attn: Registration Department

Register and reserve your hotel room now!

Join the 4th Annual 5K Fun Run/Walk!



ASPHO is holding its fourth annual 5K Fun Run/Walk during the annual meeting. Registration is \$25 prior to April 27; race-day registration is \$35. Registrants will receive a T-shirt. Registration for this event is separate from registration for the meeting and can be completed at www.aspho.org/annualmeeting.

FUN FACT!

Greeting a French-speaking person from Montréal is different than in other Canadian provinces. The customary way to greet friends in Montréal is to kiss them on both cheeks, starting with the right. Canadians in other provinces tend to shake hands.

Become a Member

Join ASPHO now to save when you register and benefit year-round by staying informed and connected with ASPHO's engaged member community. As a member, you'll

- **stay informed** of advocacy, research, treatment, education, and practice developments
- **belong to a peer community** offering insight and collaboration throughout the year
- **advance your career** with professional development, practice management, and training resources for every career phase
- **help shape the profession** through volunteer leadership roles, Society elections, and advocacy efforts
- **enjoy exclusive benefits** including Review Course and Annual Meeting registration savings, a free download of ASPHO's Compensation Report, a subscription to *Pediatric Blood & Cancer*, member-only updates, and more.

Annual Meeting Recordings

Order a recording of the meeting sessions to ensure ongoing access to the critical information presented at the ASPHO 30th Annual Meeting. Attendees can order the recordings when they register, while onsite in Montréal, or after the meeting concludes. The recordings are available for \$99.

Virtual Bag

Look for the #ASPHO2017 Virtual Bag to learn about exhibitor programs and resources. The online Virtual Bag is open a month before and continues for a month after the meeting, giving attendees convenient access to new developments in the field.



Attending the ASPHO conference gave me a sense of belonging in the field. It offered me the opportunity to ask questions and find answers from the experts and relate to others sharing the same desires and interests."

—2016 Attendee

ASPHO 2017 Annual Meeting Registration Form

April 26–29, 2017 | Montréal | Palais des congrès de Montréal

FOR OFFICE USE ONLY

Cust # _____ Mtg Ord #1- _____

Date _____

Please print. Use a separate form for each registrant. Duplicate as necessary.

Complete Name _____ First Name for Badge _____
 Credentials _____ National Provider Identifier (NPI) # _____
 Facility _____ Facility City/State _____
 Mailing Address (Home Office) _____ City/State/ZIP _____
 Daytime Phone (Home Office) _____ Country _____
 E-mail* (required) (Home Office) _____ (FTA) Check here if this will be your first ASPHO Meeting.

*You will receive an e-mail confirmation of your registration when it has been processed.

Emergency Contact Name _____ Daytime Phone _____ Evening Phone _____

To register, make your selections in the boxes below, add the subtotals, and indicate the total in Box G.

Conference Registration A

	On or Before 3/20/17	After 3/20/17
Member Rates		
Regular Member	<input type="checkbox"/> \$535	<input type="checkbox"/> \$635
Allied Member	<input type="checkbox"/> \$310	<input type="checkbox"/> \$410
Trainee Member	<input type="checkbox"/> \$255	<input type="checkbox"/> \$355
Emeritus Member	<input type="checkbox"/> \$255	<input type="checkbox"/> \$355
International Rates		
Lower Mid/Low Income Economy	<input type="checkbox"/> \$215	<input type="checkbox"/> \$315
Upper Mid/High Income Economy	<input type="checkbox"/> \$520	<input type="checkbox"/> \$620

To join ASPHO and save on registration, see Box B

	On or Before 3/20/17	After 3/20/17
Nonmember Rates		
Regular Nonmember	<input type="checkbox"/> \$735	<input type="checkbox"/> \$835
Allied Nonmember	<input type="checkbox"/> \$410	<input type="checkbox"/> \$510
Trainee Nonmember	<input type="checkbox"/> \$330	<input type="checkbox"/> \$430
Medical Student*	<input type="checkbox"/> \$50	<input type="checkbox"/> \$150
SIOP Member*	<input type="checkbox"/> \$605	<input type="checkbox"/> \$705

Joint ASPHO/PBMTTC Rates

Regular	<input type="checkbox"/> \$665	<input type="checkbox"/> \$765
Allied	<input type="checkbox"/> \$395	<input type="checkbox"/> \$495
Trainee	<input type="checkbox"/> \$295	<input type="checkbox"/> \$395

*Only available by phone, fax, or mail. Verification will be made before registration is processed.

Subtotal A \$ _____

Become a Member B

Regular Member \$370

Regular Member \$120

(First Year Post Fellowship)

Allied Member \$155

International Member

Upper Mid/High Income \$365

Lower Mid/Low Income
with Journal \$140

Lower Mid/Low
Income without Journal \$80

Trainee Member

First-Year Fellow no charge

Second-Year Fellow no charge

Third-Year Fellow no charge

Fourth-Year Fellow \$120

Fifth-Year Fellow \$120

New member endorsement is required from a current ASPHO member; employment supervisor endorsement is needed for trainee applicants.

Name and e-mail of new member endorser

For member type descriptions and benefits information, visit www.aspho.org/benefits.

Subtotal B \$ _____

Special Requests C

- I require special assistance. Please contact me. (SA)
 I will need a vegetarian meal. (SDV)
 I do not wish to have my name and contact information included in the onsite attendee list. (DIS)

Session Registration D

Please note the workshops you plan to attend. See pages 8–18 for session codes.

Wednesday, April 26

2:45–4:15 pm A 0

Thursday, April 27

8–9:30 am B 0

2–3:30 pm B 0

5–6:30 pm B 1

Friday, April 28

9:15–10:45 am C 1

2:45–4:15 pm C 0

Saturday, April 29

8–9:30 am D 2

Photography and video disclosure: Photographs and video may be taken of participants at ASPHO's 2017 Annual Meeting. These are for ASPHO use only and may appear on ASPHO's website, in printed brochures, or in other promotional materials. Attendee registration grants ASPHO permission and consent for use of this photography and video.

Cancellation Policy: All cancellations must be made in writing. A \$150 processing fee will be charged for all cancellations postmarked by April 5, 2017. No refunds will be made on cancellations postmarked April 6, 2017, or later. All refunds will be processed after the meeting. ASPHO reserves the right to substitute faculty or to cancel or reschedule sessions because of low enrollment or other unforeseen circumstances. If ASPHO must cancel the entire meeting, registrants will receive a full credit or refund of their paid registration fee. No refunds can be made for lodging, airfare, or any other expenses related to attending the meeting.

Optional Events Registration E

Wednesday, April 26

- 7:30–11:30 am Vascular Anomalies Primer Course (PCO1) **\$25**
 11–11:30 am Vascular Anomalies Special Interest Group (VSIG)
 4:45–6:05 pm Speed Mentoring (SE02)
 4:45–6:15 pm Global Special Interest Group (GSIG)
 4:45–6:15 pm Diversity Special Interest Group (DSIG)
 6:15–7 pm Reception for First-Time and International Attendees (SE03)
 7–8:30 pm Division Directors' Meeting (DDM) **\$100**

Thursday, April 27

- 12:30–1:45 pm Early-Career Roundtable Luncheon (SE04)* **\$25**
 (Limited to the first 126 registrants) *Attendance limited to early-career attendees.

Please select one topic for your table assignment:

- Basic Science/Translational Research (LBT) Clinical Research: Hematology (LCH)
 Clinical Research: Oncology (LCO) Foreign Medical Graduates (FMG)
 Clinician/Educator (LCE) Medical Students and Residents (MSR)

- 12:30–2 pm Advanced Practice Providers Special Interest Group (ASIG)
 7:30–9 pm Fellowship Program Directors' Meeting (PDD) **\$85**

Saturday, April 29

- 11:30 am–1 pm Palliative Care Special Interest Group (PSIG)
 11:45 am–1:45 pm Maintenance of Certification Session (MOCS) **\$50**

- Annual Meeting recordings (available after meeting) (AMR) **\$99**
 MOC for Annual Meeting (MOCAM) **\$50**

Subtotal E \$ _____

Support Enriching the Future Programs F

Tax-deductible donation to Enriching the Future \$ _____
 (A gift acknowledgment will be sent to you.)

Subtotal F \$ _____

(A + B + E + F) = \$ _____ Total G

4 Easy Ways to Register

Mail ASPHO Meeting, Attn: Registration
 PO Box 3781
 Oak Brook, IL 60522
Fax* 866.585.0477

Online*
aspho.org/annualmeeting
Phone* 847.375.4716
 *Credit card payment only

Payment

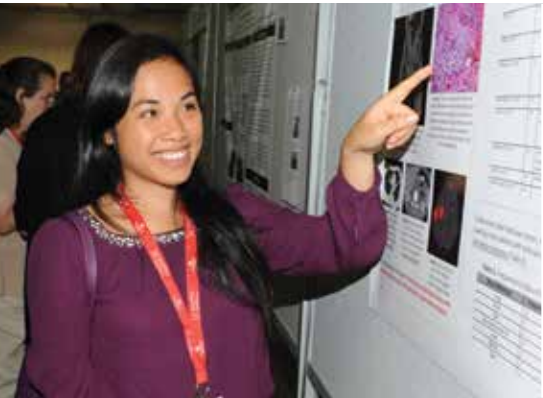
All funds must be submitted in U.S. dollars.

- Visa MasterCard Discover American Express Check

If payment does not accompany this form, your registration will not be processed.

- * Make checks payable to ASPHO. Checks not in U.S. funds will be returned.
- * A charge of \$50 will apply to checks returned for insufficient funds.
- * If rebilling of a credit card charge is necessary, a \$75 processing fee will be charged.
- * I authorize ASPHO to charge the below-listed credit card an amount reasonably deemed by ASPHO to be accurate and appropriate.

Account number _____ Exp. date _____
 Cardholder's name (print) _____ Signature _____



© MTTQ/Benoit Cécile

Early-Bird Savings!

Register by March 20 to save \$100!

“ This was an excellent conference. Scientific programs were both stimulating and enriching. I will certainly come again.”

Stay informed and connected at ASPHO's 30th Annual Meeting!

- **Network** with colleagues.
- Learn from **experts** in the field.
- Gain up to 24.25 hours of **CME credit**.
- Take advantage of two **MOC opportunities**.
- Benefit from professional development strategies for **every** career phase.